

Signify Classified - Internal
Cooper Lighting Solutions Photometric Lab
1121 Highway 74 South
Peachtree City, GA 30269



Scaled data based on original data using
LM-79-2019 Approved Method: Electrical and Photometric Measurements of Solid-
State Lighting Products

Test Report Prepared for

Cooper Lighting Solutions

Brand: McGRAW-EDISON

Report Number: P643520

Luminaire Tested: GWS-SA6F-727-U-5WQ-W-GRSWH

Issue Date: 1/10/2023

Test Information

Test Method: LM-79-2019
Report Number: P643520
TEST IS SCALED FROM IESNA LM-79-08 TEST DATA (G2-2209-782-3)
Test Lab: COOPER LIGHTING SOLUTIONS
Issue Date: 1/10/2023
Manufacturer: COOPER LIGHTING SOLUTIONS
Product Line: McGRAW-EDISON
Catalog Number: GWS-SA6F-727-U-5WQ-W-GRSWH
Description: GALLEON WALL SLIM LUMINAIRE. (6) LIGHTSQUARES WITH 16 LEDS EACH AND TYPE V WIDE OPTICS W/ FACTORY INSTALLED GLARE SHIELD, WH
Light Source: (96) 2700K CCT, 70 CRI LEDS
Ballast/Driver: -

Summary

Lumens per Lamp: N/A
Luminaire Lumens: 35152.2 lumens
Efficiency: N/A
Efficacy: 94.3 lumens/watt
Luminous Opening: Rectangular (W 2' x L: 1' x H: 0')
IES Classification: Type V - Short
BUG Rating: B5 - U0 - G2

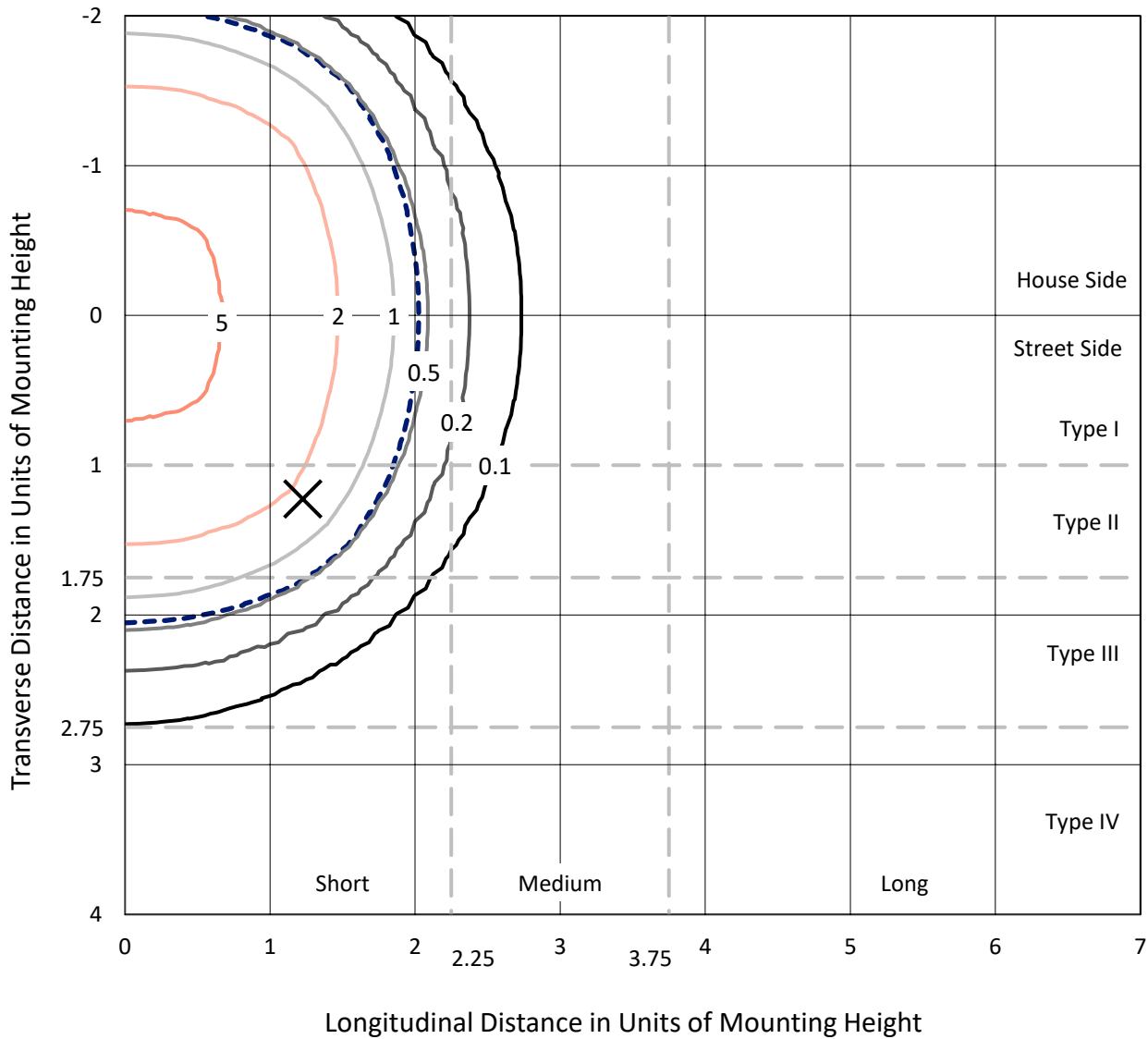
Input Watts (W): 372.6
Input Voltage (V): 120
Input Current (Ain): NR
Voltage Rise (V): NR
Power Factor: NR
Total Harmonic Distortion (THDi): NR
Frequency (hertz): 0
Stabilization Time: NR
Operation Time: NR
Ambient Temperature (°C): NR
Test Distance: 28.75 FT



REPORT NUMBER: P643520
 CATALOG NUMBER: GWS-SA6F-727-U-5WQ-W-GRSWH

Iso-Footcandle Lines of Horizontal Illumination

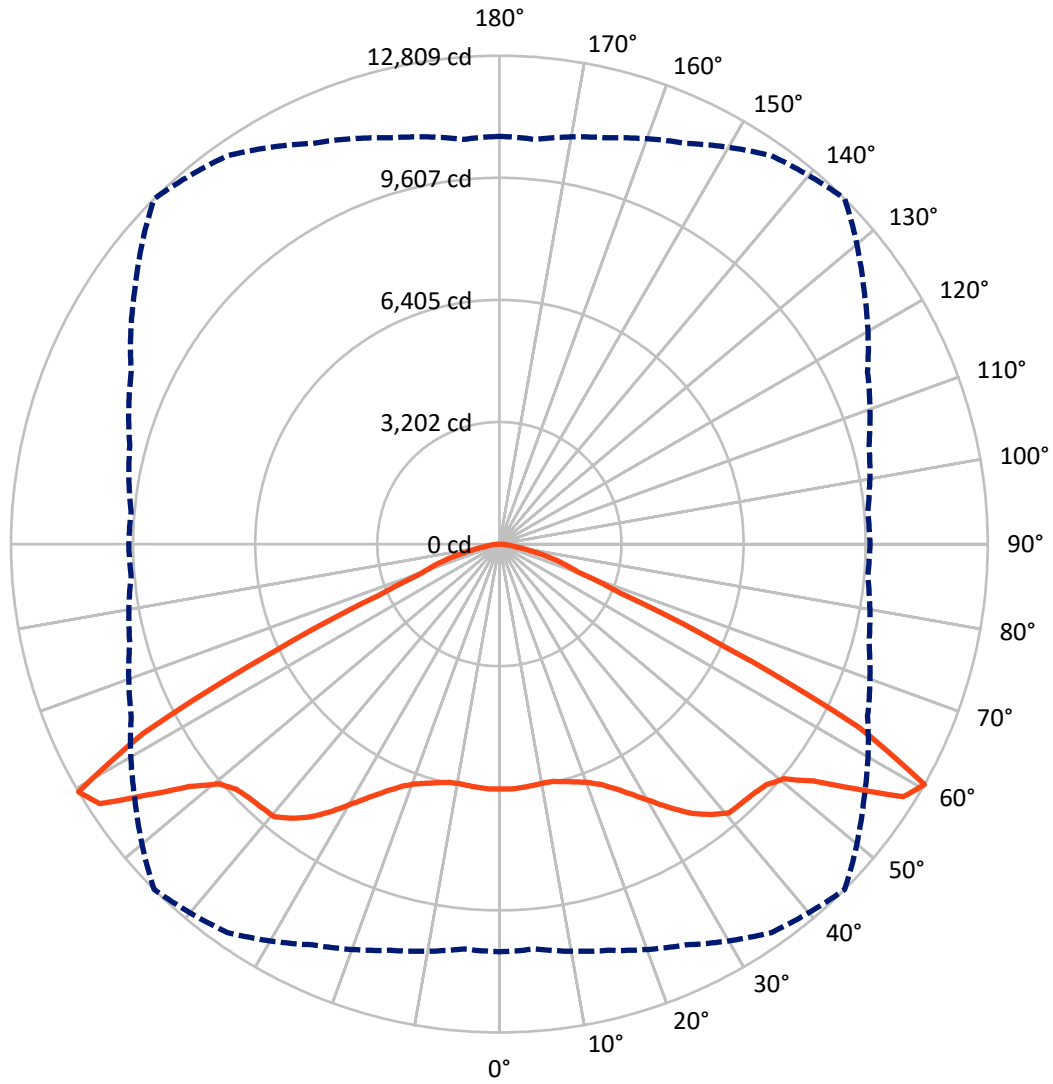
✕ Max cd
 - - - 1/2 Max cd



Based on 30 foot mounting height. Maximum calculated value = 7.1 fc
 Type V - Short - N/A

REPORT NUMBER: P643520
CATALOG NUMBER: GWS-SA6F-727-U-5WQ-W-GRSWH

Luminous Intensity Polar Plot



— Vertical Plane Through 45-Deg Lateral - - - Horizontal Cone Through 60-Deg Vertical

REPORT NUMBER: P643520

CATALOG NUMBER: GWS-SA6F-727-U-5WQ-W-GRSWH

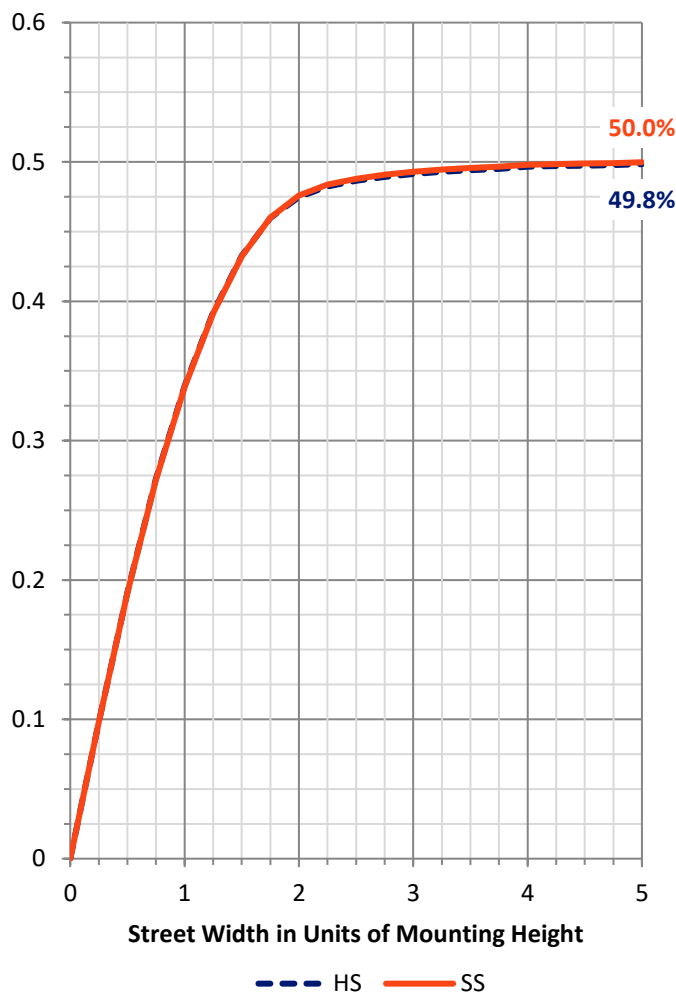
FLUX DISTRIBUTION:

| | | Downward | Upward | Total |
|--------------------|-----------|----------|--------|---------|
| House Side | Lumens | 17576.1 | 0.0 | 17576.1 |
| | % Fixture | 50.0 | 0.0 | 50.0 |
| Street Side | Lumens | 17576.1 | 0.0 | 17576.1 |
| | % Fixture | 50.0 | 0.0 | 50.0 |
| Total | Lumens | 35152.2 | 0.0 | 35152.2 |
| | % Fixture | 100.0 | 0.0 | 100.0 |

ZONAL LUMENS:

| Zone | Lumens | % Fixture |
|-----------|---------|-----------|
| 0°-10° | 609.2 | 1.7 |
| 10°-20° | 1832.5 | 5.2 |
| 20°-30° | 3241.9 | 9.2 |
| 30°-40° | 5219.6 | 14.8 |
| 40°-50° | 7174.2 | 20.4 |
| 50°-60° | 9560.3 | 27.2 |
| 60°-70° | 5958.4 | 17.0 |
| 70°-80° | 1370.2 | 3.9 |
| 80°-90° | 185.9 | 0.5 |
| 90°-100° | 0.0 | 0.0 |
| 100°-110° | 0.0 | 0.0 |
| 110°-120° | 0.0 | 0.0 |
| 120°-130° | 0.0 | 0.0 |
| 130°-140° | 0.0 | 0.0 |
| 140°-150° | 0.0 | 0.0 |
| 150°-160° | 0.0 | 0.0 |
| 160°-170° | 0.0 | 0.0 |
| 170°-180° | 0.0 | 0.0 |
| 0°-90° | 35152.2 | 100.0 |
| 0°-180° | 35152.2 | 100.0 |

Coefficient of Utilization



REPORT NUMBER: P643520

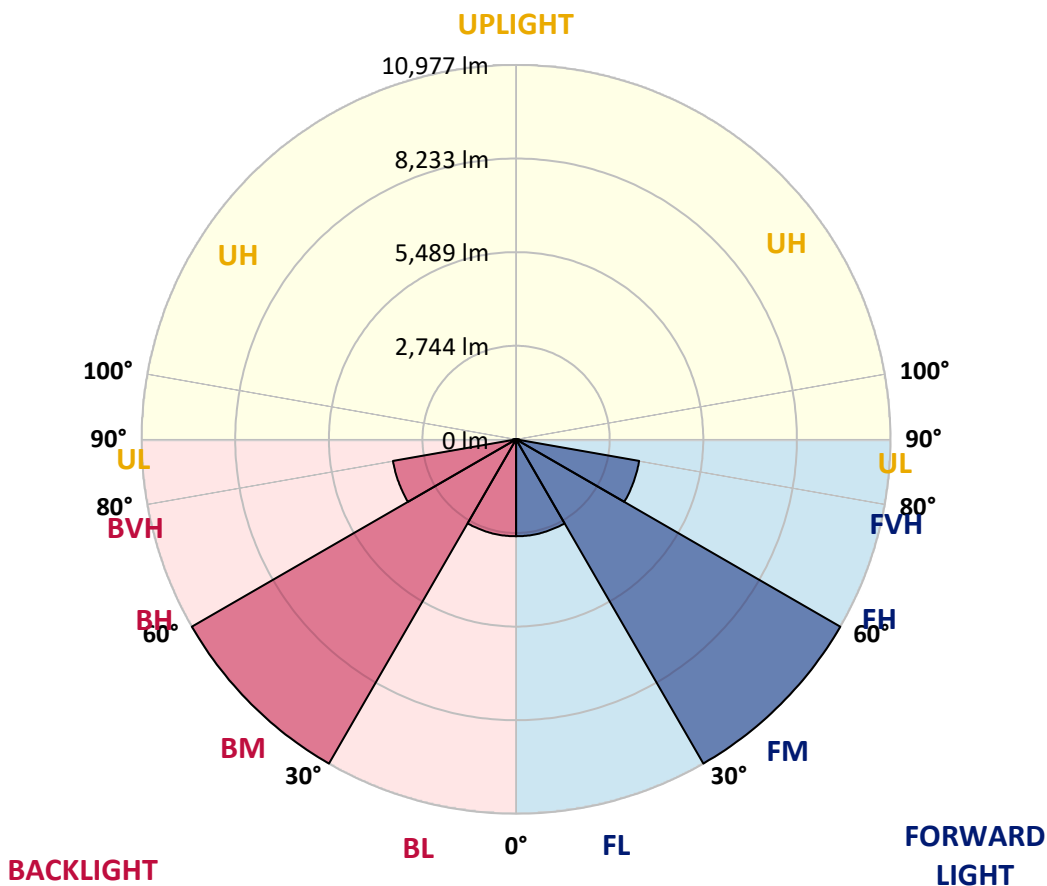
CATALOG NUMBER: GWS-SA6F-727-U-5WQ-W-GRSWH

LUMINAIRE CLASSIFICATION SYSTEM LUMEN TABLE AND BUG RATING:

| Zone | Lumens | % Fixture | Zone Rating/Lumen Limit | | |
|----------------|---------|-----------|-------------------------|------|---------|
| | | | B | U | G |
| FL (0°-30°) | 2841.8 | 8.1 | | | |
| FM (30°-60°) | 10977.1 | 31.2 | | | |
| FH (60°-80°) | 3664.3 | 10.4 | | | G2/5000 |
| FVH (80°-90°) | 92.9 | 0.3 | | | G1/100 |
| BL (0°-30°) | 2841.8 | 8.1 | B4/5000 | | |
| BM (30°-60°) | 10977.1 | 31.2 | B5 | | |
| BH (60°-80°) | 3664.3 | 10.4 | B4/5000 | | G2/5000 |
| BVH (80°-90°) | 92.9 | 0.3 | | | G1/100 |
| UL (90°-100°) | 0.0 | 0.0 | | U0/0 | |
| UH (100°-180°) | 0.0 | 0.0 | | U0/0 | |

BUG Rating: B5-U0-G2

Type V Short





REPORT NUMBER: P643520

CATALOG NUMBER: GWS-SA6F-727-U-5WQ-W-GRSWH

CANDELA DISTRIBUTION (FULL):

| | 0° | 5° | 15° | 25° | 35° | 45° | 55° | 65° | 75° | 85° | 90° |
|-------|---------|---------|---------|---------|---------|---------|---------|---------|---------|---------|---------|
| 0° | 6424.0 | 6424.0 | 6424.0 | 6424.0 | 6424.0 | 6424.0 | 6424.0 | 6424.0 | 6424.0 | 6424.0 | 6424.0 |
| 2.5° | 6379.3 | 6385.2 | 6397.2 | 6406.1 | 6418.0 | 6430.0 | 6435.9 | 6424.0 | 6418.0 | 6394.2 | 6421.0 |
| 5° | 6385.2 | 6391.2 | 6400.1 | 6400.1 | 6403.1 | 6412.1 | 6412.1 | 6397.2 | 6382.2 | 6355.4 | 6385.2 |
| 7.5° | 6376.3 | 6382.2 | 6385.2 | 6382.2 | 6385.2 | 6388.2 | 6382.2 | 6364.3 | 6349.4 | 6325.6 | 6349.4 |
| 10° | 6361.4 | 6367.3 | 6373.3 | 6367.3 | 6361.4 | 6370.3 | 6370.3 | 6358.4 | 6349.4 | 6325.6 | 6352.4 |
| 12.5° | 6394.2 | 6403.1 | 6406.1 | 6391.2 | 6385.2 | 6388.2 | 6388.2 | 6376.3 | 6376.3 | 6355.4 | 6385.2 |
| 15° | 6471.8 | 6477.7 | 6468.8 | 6450.9 | 6453.9 | 6462.8 | 6441.9 | 6412.1 | 6406.1 | 6397.2 | 6421.0 |
| 17.5° | 6531.4 | 6537.4 | 6528.4 | 6516.5 | 6537.4 | 6558.3 | 6519.5 | 6462.8 | 6444.9 | 6438.9 | 6465.8 |
| 20° | 6597.1 | 6606.0 | 6594.1 | 6609.0 | 6650.8 | 6674.6 | 6626.9 | 6549.3 | 6513.5 | 6504.6 | 6537.4 |
| 22.5° | 6704.5 | 6716.4 | 6716.4 | 6749.2 | 6811.9 | 6850.7 | 6791.0 | 6686.6 | 6632.9 | 6618.0 | 6650.8 |
| 25° | 6874.6 | 6883.5 | 6892.5 | 6958.1 | 7059.6 | 7113.3 | 7017.8 | 6874.6 | 6800.0 | 6776.1 | 6794.0 |
| 27.5° | 7110.3 | 7125.2 | 7140.1 | 7235.6 | 7360.9 | 7438.5 | 7301.2 | 7122.2 | 7029.7 | 6982.0 | 7017.8 |
| 30° | 7390.7 | 7411.6 | 7447.4 | 7554.9 | 7730.9 | 7817.4 | 7641.4 | 7423.6 | 7319.1 | 7268.4 | 7316.2 |
| 32.5° | 7772.7 | 7775.7 | 7802.5 | 7921.9 | 8154.6 | 8253.1 | 8032.3 | 7790.6 | 7683.2 | 7623.5 | 7650.3 |
| 35° | 8226.2 | 8229.2 | 8187.4 | 8309.7 | 8560.4 | 8670.8 | 8411.2 | 8166.5 | 8077.0 | 8059.1 | 8127.7 |
| 37.5° | 8691.7 | 8664.8 | 8623.0 | 8676.7 | 8930.4 | 9002.0 | 8727.5 | 8518.6 | 8479.8 | 8512.6 | 8614.1 |
| 40° | 9022.9 | 8978.1 | 8894.6 | 8933.3 | 9190.0 | 9273.5 | 8981.1 | 8784.2 | 8772.2 | 8852.8 | 8975.1 |
| 42.5° | 9237.7 | 9190.0 | 9091.5 | 9091.5 | 9267.5 | 9303.3 | 9076.6 | 8972.1 | 8999.0 | 9091.5 | 9207.9 |
| 45° | 9342.1 | 9315.3 | 9258.6 | 9228.7 | 9327.2 | 9342.1 | 9169.1 | 9127.3 | 9178.0 | 9222.8 | 9312.3 |
| 47.5° | 9422.7 | 9422.7 | 9404.8 | 9374.9 | 9419.7 | 9428.7 | 9300.3 | 9288.4 | 9354.1 | 9354.1 | 9413.7 |
| 50° | 9565.9 | 9580.8 | 9604.7 | 9598.7 | 9646.5 | 9676.3 | 9580.8 | 9562.9 | 9589.8 | 9503.2 | 9533.1 |
| 52.5° | 9941.9 | 9980.6 | 10049.3 | 10103.0 | 10225.3 | 10317.8 | 10147.7 | 10004.5 | 9864.3 | 9673.3 | 9679.3 |
| 55° | 10616.2 | 10634.1 | 10768.4 | 10926.5 | 11132.4 | 11320.3 | 10971.2 | 10526.7 | 10222.3 | 9998.5 | 10001.5 |
| 57.5° | 11186.1 | 11212.9 | 11409.9 | 11741.1 | 12203.5 | 12495.9 | 11723.2 | 10980.2 | 10550.5 | 10276.0 | 10285.0 |
| 60° | 10693.8 | 10658.0 | 11030.9 | 11597.8 | 12436.3 | 12809.2 | 11669.4 | 10655.0 | 10037.3 | 9697.2 | 9721.1 |
| 62.5° | 8273.9 | 8205.3 | 8620.1 | 9213.8 | 10219.3 | 10592.3 | 9542.0 | 8569.3 | 7984.5 | 7719.0 | 7680.2 |
| 65° | 5036.6 | 4973.9 | 5272.3 | 5636.3 | 6316.6 | 6552.3 | 6071.9 | 5555.7 | 5045.5 | 4884.4 | 4839.6 |
| 67.5° | 2742.1 | 2733.1 | 2813.7 | 2992.7 | 3291.1 | 3401.5 | 3309.0 | 3064.3 | 2933.0 | 2819.6 | 2819.6 |
| 70° | 2175.2 | 2157.3 | 2142.3 | 2145.3 | 2172.2 | 2187.1 | 2190.1 | 2178.1 | 2193.1 | 2196.0 | 2184.1 |
| 72.5° | 1802.2 | 1796.2 | 1766.4 | 1769.4 | 1757.4 | 1751.5 | 1772.3 | 1784.3 | 1808.2 | 1811.1 | 1811.1 |
| 75° | 1306.9 | 1292.0 | 1306.9 | 1309.9 | 1297.9 | 1297.9 | 1312.9 | 1309.9 | 1321.8 | 1327.8 | 1294.9 |
| 77.5° | 743.0 | 743.0 | 763.8 | 787.7 | 805.6 | 805.6 | 820.5 | 820.5 | 835.5 | 832.5 | 826.5 |
| 80° | 408.8 | 408.8 | 420.7 | 435.6 | 453.5 | 471.4 | 486.4 | 489.3 | 498.3 | 495.3 | 486.4 |
| 82.5° | 232.7 | 235.7 | 241.7 | 250.6 | 268.5 | 283.5 | 298.4 | 301.4 | 310.3 | 310.3 | 301.4 |
| 85° | 110.4 | 107.4 | 110.4 | 116.4 | 125.3 | 137.3 | 152.2 | 161.1 | 167.1 | 167.1 | 161.1 |
| 87.5° | 20.9 | 23.9 | 20.9 | 23.9 | 26.9 | 35.8 | 41.8 | 47.7 | 56.7 | 59.7 | 53.7 |
| 90° | 0.0 | 0.0 | 0.0 | 0.0 | 0.0 | 0.0 | 0.0 | 0.0 | 0.0 | 0.0 | 0.0 |

Signify Classified - Internal
Cooper Lighting Solutions Photometric Lab
1121 Highway 74 South
Peachtree City, GA 30269



LM-79-2008: Approved Method: Electrical and Photometric Measurements of Solid-
State Lighting Products

Report Prepared for

Cooper Lighting Solutions

McGRAW-EDISON

Report Number: SP1-1908-441-1-R4

Test Date: 08/20/2019

Luminaire Tested: SA1C-727-U-5WQ

Test Information

Test Method: LM-79-2008
 Report Number: SP1-1908-441-1-R4
 Test Lab: COOPER LIGHTING SOLUTIONS
 Photometer: SP1 - 76IN SPHERE
 Measurement Geometry: 4π
 Issue Date: 10/28/2024
 Manufacturer: COOPER LIGHTING SOLUTIONS
 Product Line: McGRAW-EDISON
 Catalog Number: **SA1C-727-U-5WQ**
 Description: McGRAW EDISON ROADWAY AND AREA LUMINAIRE

THIS IS A REVISION OF SP1-1908-441-1-R3. TO UPDATE THE CATALOG NUMBER.TESTED IN
 SITU. (1) 70 CRI, 2700K, 1050MA LIGHTSQUARE WITH 16 LEDS AND TYPE V WIDE OPTICS.

Spectral Parameters

CCT (K): 2741
 CIE u': 0.2605
 CIE v': 0.5272
 Duv: 0.0005
 CIE x: 0.4573
 CIE y: 0.4113
 CIE z: 0.1313
 Peak Wavelength (nm): 602
 Dominant Wavelength (nm): 583
 Purity: 61.2

| | | | |
|-----------|------|------|-------|
| CRI (Ra): | 71.5 | | |
| R1: | 69.2 | R9: | -16.1 |
| R2: | 79.4 | R10: | 51.4 |
| R3: | 87.8 | R11: | 63.1 |
| R4: | 69.4 | R12: | 42.0 |
| R5: | 66.4 | R13: | 70.2 |
| R6: | 69.8 | R14: | 92.4 |
| R7: | 79.8 | | |
| R8: | 50.1 | | |

Rf: 69.9
 Rg: 98.3



Test Conditions

Stabilization Time: 56M
 Operation Time: 12H
 Room Temperature (°C) / RH%: 25.3./42%
 Sphere Temperature (°C): 25.7

REPORT NUMBER: SP1-1908-441-1-R4

| Measurement and Test Equipment | | | |
|--------------------------------|-----------------------|------------------|----------------------|
| Instrument | Identification Number | Calibration Date | Calibration Due Date |
| Photometer | IN0058 | 6/28/2019 | 12/28/2019 |
| Power Meter | IN0071 | 12/5/2018 | 12/5/2019 |
| AC Power Source | IN0063 | 12/5/2018 | 12/5/2019 |
| DC Power Source | IN0208 | 12/5/2018 | 12/5/2019 |
| Sphere Thermometer | IN0085 | 12/5/2018 | 12/5/2019 |
| Room Thermometer | IN0046 | 12/5/2018 | 12/5/2019 |

REPORT NUMBER: SP1-1908-441-1-R4

CIE 1931 Chromaticity Diagram



CIE 1931 Chromaticity Diagram with 2017 ANSI 7-Step and 4-Step Quadrangles



Point lies inside the ANSI 2700K 4-step quadrangle

REPORT NUMBER: SP1-1908-441-1-R4

Photopic Flux vs. Wavelength



Photopic Lumens: 6211.7

| λ (nm) | Power ($\mu\text{W}/\text{nm}$) | Lumens (ϕ/nm) | λ (nm) | Power ($\mu\text{W}/\text{nm}$) | Lumens (ϕ/nm) | λ (nm) | Power ($\mu\text{W}/\text{nm}$) | Lumens (ϕ/nm) | λ (nm) | Power ($\mu\text{W}/\text{nm}$) | Lumens (ϕ/nm) | λ (nm) | Power ($\mu\text{W}/\text{nm}$) | Lumens (ϕ/nm) |
|-------------------|--------------------------------------|--------------------------------|-------------------|--------------------------------------|--------------------------------|-------------------|--------------------------------------|--------------------------------|-------------------|--------------------------------------|--------------------------------|-------------------|--------------------------------------|--------------------------------|
| 360 | 2044 | 0.0 | 490 | 7179 | 1.0 | 620 | 118034 | 30.7 | 750 | 8362 | 0.0 | 880 | 3128 | 0.0 |
| 365 | 2016 | 0.0 | 495 | 10476 | 1.9 | 625 | 111884 | 24.7 | 755 | 7635 | 0.0 | 885 | 3110 | 0.0 |
| 370 | 2020 | 0.0 | 500 | 15549 | 3.4 | 630 | 106119 | 19.2 | 760 | 6582 | 0.0 | 890 | 2632 | 0.0 |
| 375 | 2137 | 0.0 | 505 | 22477 | 6.3 | 635 | 99706 | 15.0 | 765 | 5777 | 0.0 | 895 | 2709 | 0.0 |
| 380 | 2046 | 0.0 | 510 | 30417 | 10.4 | 640 | 92142 | 11.0 | 770 | 5474 | 0.0 | 900 | 2016 | 0.0 |
| 385 | 1925 | 0.0 | 515 | 39274 | 16.3 | 645 | 84987 | 8.2 | 775 | 4977 | 0.0 | 905 | 1748 | 0.0 |
| 390 | 1893 | 0.0 | 520 | 47282 | 22.9 | 650 | 78016 | 5.7 | 780 | 4723 | 0.0 | 910 | 2046 | 0.0 |
| 395 | 1695 | 0.0 | 525 | 55413 | 29.7 | 655 | 71541 | 4.1 | 785 | 4219 | 0.0 | 915 | 1844 | 0.0 |
| 400 | 1633 | 0.0 | 530 | 62377 | 36.7 | 660 | 64863 | 2.7 | 790 | 3969 | 0.0 | 920 | 2734 | 0.0 |
| 405 | 2065 | 0.0 | 535 | 68520 | 42.5 | 665 | 58485 | 1.9 | 795 | 4122 | 0.0 | 925 | 2307 | 0.0 |
| 410 | 3449 | 0.0 | 540 | 73435 | 47.8 | 670 | 51641 | 1.1 | 800 | 2864 | 0.0 | 930 | 2039 | 0.0 |
| 415 | 7117 | 0.0 | 545 | 78677 | 52.4 | 675 | 46030 | 0.8 | 805 | 3151 | 0.0 | 935 | 1784 | 0.0 |
| 420 | 13992 | 0.0 | 550 | 83331 | 56.6 | 680 | 40590 | 0.5 | 810 | 3022 | 0.0 | 940 | 2464 | 0.0 |
| 425 | 25176 | 0.1 | 555 | 89120 | 60.9 | 685 | 35691 | 0.3 | 815 | 3471 | 0.0 | 945 | 2794 | 0.0 |
| 430 | 38151 | 0.3 | 560 | 94613 | 64.3 | 690 | 31631 | 0.2 | 820 | 2749 | 0.0 | 950 | 3090 | 0.0 |
| 435 | 49673 | 0.6 | 565 | 99818 | 66.4 | 695 | 27437 | 0.1 | 825 | 2729 | 0.0 | 955 | 1866 | 0.0 |
| 440 | 57273 | 0.9 | 570 | 106526 | 69.3 | 700 | 24589 | 0.1 | 830 | 2282 | 0.0 | 960 | 3110 | 0.0 |
| 445 | 54802 | 1.1 | 575 | 111610 | 69.4 | 705 | 21832 | 0.0 | 835 | 3140 | 0.0 | 965 | 3880 | 0.0 |
| 450 | 39184 | 1.0 | 580 | 117163 | 69.6 | 710 | 19500 | 0.0 | 840 | 2365 | 0.0 | 970 | 3243 | 0.0 |
| 455 | 22506 | 0.8 | 585 | 122201 | 67.9 | 715 | 17870 | 0.0 | 845 | 3024 | 0.0 | 975 | 2014 | 0.0 |
| 460 | 13692 | 0.6 | 590 | 125662 | 65.0 | 720 | 15924 | 0.0 | 850 | 2510 | 0.0 | 980 | 1688 | 0.0 |
| 465 | 9446 | 0.5 | 595 | 127415 | 60.4 | 725 | 14268 | 0.0 | 855 | 2739 | 0.0 | 985 | 2827 | 0.0 |
| 470 | 6698 | 0.4 | 600 | 129155 | 55.7 | 730 | 12438 | 0.0 | 860 | 3515 | 0.0 | 990 | 4172 | 0.0 |
| 475 | 5328 | 0.4 | 605 | 128057 | 49.6 | 735 | 11255 | 0.0 | 865 | 3600 | 0.0 | 995 | 3177 | 0.0 |
| 480 | 5081 | 0.5 | 610 | 126031 | 43.3 | 740 | 9951 | 0.0 | 870 | 3609 | 0.0 | 1000 | 3241 | 0.0 |
| 485 | 5579 | 0.7 | 615 | 123059 | 37.1 | 745 | 8870 | 0.0 | 875 | 3208 | 0.0 | | | |

REPORT NUMBER: SP1-1908-441-1-R4

Scotopic Flux vs. Wavelength



Scotopic Lumens: 6474.3

S/P: 1.04

| λ (nm) | Power (µW/nm) | Lumens (φ/nm) | λ (nm) | Power (µW/nm) | Lumens (φ/nm) | λ (nm) | Power (µW/nm) | Lumens (φ/nm) | λ (nm) | Power (µW/nm) | Lumens (φ/nm) | λ (nm) | Power (µW/nm) | Lumens (φ/nm) |
|--------|---------------|---------------|--------|---------------|---------------|--------|---------------|---------------|--------|---------------|---------------|--------|---------------|---------------|
| 360 | 2044 | 0.0 | 490 | 7179 | 6.0 | 620 | 118034 | 0.1 | 750 | 8362 | 0.0 | 880 | 3128 | 0.0 |
| 365 | 2016 | 0.0 | 495 | 10476 | 8.6 | 625 | 111884 | 0.1 | 755 | 7635 | 0.0 | 885 | 3110 | 0.0 |
| 370 | 2020 | 0.0 | 500 | 15549 | 12.5 | 630 | 106119 | 0.0 | 760 | 6582 | 0.0 | 890 | 2632 | 0.0 |
| 375 | 2137 | 0.0 | 505 | 22477 | 17.3 | 635 | 99706 | 0.0 | 765 | 5777 | 0.0 | 895 | 2709 | 0.0 |
| 380 | 2046 | 0.0 | 510 | 30417 | 21.8 | 640 | 92142 | 0.0 | 770 | 5474 | 0.0 | 900 | 2016 | 0.0 |
| 385 | 1925 | 0.0 | 515 | 39274 | 25.7 | 645 | 84987 | 0.0 | 775 | 4977 | 0.0 | 905 | 1748 | 0.0 |
| 390 | 1893 | 0.0 | 520 | 47282 | 27.5 | 650 | 78016 | 0.0 | 780 | 4723 | 0.0 | 910 | 2046 | 0.0 |
| 395 | 1695 | 0.0 | 525 | 55413 | 28.1 | 655 | 71541 | 0.0 | 785 | 4219 | 0.0 | 915 | 1844 | 0.0 |
| 400 | 1633 | 0.0 | 530 | 62377 | 27.0 | 660 | 64863 | 0.0 | 790 | 3969 | 0.0 | 920 | 2734 | 0.0 |
| 405 | 2065 | 0.0 | 535 | 68520 | 24.7 | 665 | 58485 | 0.0 | 795 | 4122 | 0.0 | 925 | 2307 | 0.0 |
| 410 | 3449 | 0.1 | 540 | 73435 | 21.5 | 670 | 51641 | 0.0 | 800 | 2864 | 0.0 | 930 | 2039 | 0.0 |
| 415 | 7117 | 0.5 | 545 | 78677 | 18.3 | 675 | 46030 | 0.0 | 805 | 3151 | 0.0 | 935 | 1784 | 0.0 |
| 420 | 13992 | 1.6 | 550 | 83331 | 15.0 | 680 | 40590 | 0.0 | 810 | 3022 | 0.0 | 940 | 2464 | 0.0 |
| 425 | 25176 | 3.9 | 555 | 89120 | 12.0 | 685 | 35691 | 0.0 | 815 | 3471 | 0.0 | 945 | 2794 | 0.0 |
| 430 | 38151 | 8.1 | 560 | 94613 | 9.3 | 690 | 31631 | 0.0 | 820 | 2749 | 0.0 | 950 | 3090 | 0.0 |
| 435 | 49673 | 13.3 | 565 | 99818 | 7.0 | 695 | 27437 | 0.0 | 825 | 2729 | 0.0 | 955 | 1866 | 0.0 |
| 440 | 57273 | 19.1 | 570 | 106526 | 5.2 | 700 | 24589 | 0.0 | 830 | 2282 | 0.0 | 960 | 3110 | 0.0 |
| 445 | 54802 | 21.6 | 575 | 111610 | 3.7 | 705 | 21832 | 0.0 | 835 | 3140 | 0.0 | 965 | 3880 | 0.0 |
| 450 | 39184 | 18.1 | 580 | 117163 | 2.6 | 710 | 19500 | 0.0 | 840 | 2365 | 0.0 | 970 | 3243 | 0.0 |
| 455 | 22506 | 11.8 | 585 | 122201 | 1.8 | 715 | 17870 | 0.0 | 845 | 3024 | 0.0 | 975 | 2014 | 0.0 |
| 460 | 13692 | 8.1 | 590 | 125662 | 1.2 | 720 | 15924 | 0.0 | 850 | 2510 | 0.0 | 980 | 1688 | 0.0 |
| 465 | 9446 | 6.2 | 595 | 127415 | 0.8 | 725 | 14268 | 0.0 | 855 | 2739 | 0.0 | 985 | 2827 | 0.0 |
| 470 | 6698 | 4.8 | 600 | 129155 | 0.5 | 730 | 12438 | 0.0 | 860 | 3515 | 0.0 | 990 | 4172 | 0.0 |
| 475 | 5328 | 4.1 | 605 | 128057 | 0.4 | 735 | 11255 | 0.0 | 865 | 3600 | 0.0 | 995 | 3177 | 0.0 |
| 480 | 5081 | 4.1 | 610 | 126031 | 0.2 | 740 | 9951 | 0.0 | 870 | 3609 | 0.0 | 1000 | 3241 | 0.0 |
| 485 | 5579 | 4.6 | 615 | 123059 | 0.1 | 745 | 8870 | 0.0 | 875 | 3208 | 0.0 | | | |

REPORT NUMBER: SP1-1908-441-1-R4

Melanopic Flux vs. Wavelength



Melanopic Lumens: 2145.7 M/P: 0.35

| λ (nm) | Power ($\mu\text{W}/\text{nm}$) | Lumens (ϕ/nm) | λ (nm) | Power ($\mu\text{W}/\text{nm}$) | Lumens (ϕ/nm) | λ (nm) | Power ($\mu\text{W}/\text{nm}$) | Lumens (ϕ/nm) | λ (nm) | Power ($\mu\text{W}/\text{nm}$) | Lumens (ϕ/nm) | λ (nm) | Power ($\mu\text{W}/\text{nm}$) | Lumens (ϕ/nm) |
|----------------|-----------------------------------|-----------------------------|----------------|-----------------------------------|-----------------------------|----------------|-----------------------------------|-----------------------------|----------------|-----------------------------------|-----------------------------|----------------|-----------------------------------|-----------------------------|
| 360 | 2044 | 0.0 | 490 | 7179 | 11.1 | 620 | 118034 | 1.5 | 750 | 8362 | 0.0 | 880 | 3128 | 0.0 |
| 365 | 2016 | 0.0 | 495 | 10476 | 16.9 | 625 | 111884 | 0.9 | 755 | 7635 | 0.0 | 885 | 3110 | 0.0 |
| 370 | 2020 | 0.0 | 500 | 15549 | 26.0 | 630 | 106119 | 0.6 | 760 | 6582 | 0.0 | 890 | 2632 | 0.0 |
| 375 | 2137 | 0.0 | 505 | 22477 | 38.2 | 635 | 99706 | 0.4 | 765 | 5777 | 0.0 | 895 | 2709 | 0.0 |
| 380 | 2046 | 0.0 | 510 | 30417 | 51.6 | 640 | 92142 | 0.2 | 770 | 5474 | 0.0 | 900 | 2016 | 0.0 |
| 385 | 1925 | 0.0 | 515 | 39274 | 65.1 | 645 | 84987 | 0.1 | 775 | 4977 | 0.0 | 905 | 1748 | 0.0 |
| 390 | 1893 | 0.0 | 520 | 47282 | 75.2 | 650 | 78016 | 0.1 | 780 | 4723 | 0.0 | 910 | 2046 | 0.0 |
| 395 | 1695 | 0.0 | 525 | 55413 | 82.9 | 655 | 71541 | 0.1 | 785 | 4219 | 0.0 | 915 | 1844 | 0.0 |
| 400 | 1633 | 0.0 | 530 | 62377 | 86.0 | 660 | 64863 | 0.0 | 790 | 3969 | 0.0 | 920 | 2734 | 0.0 |
| 405 | 2065 | 0.1 | 535 | 68520 | 85.4 | 665 | 58485 | 0.0 | 795 | 4122 | 0.0 | 925 | 2307 | 0.0 |
| 410 | 3449 | 0.2 | 540 | 73435 | 81.1 | 670 | 51641 | 0.0 | 800 | 2864 | 0.0 | 930 | 2039 | 0.0 |
| 415 | 7117 | 0.7 | 545 | 78677 | 75.4 | 675 | 46030 | 0.0 | 805 | 3151 | 0.0 | 935 | 1784 | 0.0 |
| 420 | 13992 | 2.3 | 550 | 83331 | 68.1 | 680 | 40590 | 0.0 | 810 | 3022 | 0.0 | 940 | 2464 | 0.0 |
| 425 | 25176 | 6.2 | 555 | 89120 | 60.9 | 685 | 35691 | 0.0 | 815 | 3471 | 0.0 | 945 | 2794 | 0.0 |
| 430 | 38151 | 13.0 | 560 | 94613 | 52.9 | 690 | 31631 | 0.0 | 820 | 2749 | 0.0 | 950 | 3090 | 0.0 |
| 435 | 49673 | 22.2 | 565 | 99818 | 44.8 | 695 | 27437 | 0.0 | 825 | 2729 | 0.0 | 955 | 1866 | 0.0 |
| 440 | 57273 | 32.0 | 570 | 106526 | 37.6 | 700 | 24589 | 0.0 | 830 | 2282 | 0.0 | 960 | 3110 | 0.0 |
| 445 | 54802 | 36.7 | 575 | 111610 | 30.4 | 705 | 21832 | 0.0 | 835 | 3140 | 0.0 | 965 | 3880 | 0.0 |
| 450 | 39184 | 30.4 | 580 | 117163 | 24.1 | 710 | 19500 | 0.0 | 840 | 2365 | 0.0 | 970 | 3243 | 0.0 |
| 455 | 22506 | 19.7 | 585 | 122201 | 18.7 | 715 | 17870 | 0.0 | 845 | 3024 | 0.0 | 975 | 2014 | 0.0 |
| 460 | 13692 | 13.2 | 590 | 125662 | 14.0 | 720 | 15924 | 0.0 | 850 | 2510 | 0.0 | 980 | 1688 | 0.0 |
| 465 | 9446 | 10.0 | 595 | 127415 | 10.2 | 725 | 14268 | 0.0 | 855 | 2739 | 0.0 | 985 | 2827 | 0.0 |
| 470 | 6698 | 7.7 | 600 | 129155 | 7.3 | 730 | 12438 | 0.0 | 860 | 3515 | 0.0 | 990 | 4172 | 0.0 |
| 475 | 5328 | 6.7 | 605 | 128057 | 5.0 | 735 | 11255 | 0.0 | 865 | 3600 | 0.0 | 995 | 3177 | 0.0 |
| 480 | 5081 | 6.9 | 610 | 126031 | 3.4 | 740 | 9951 | 0.0 | 870 | 3609 | 0.0 | 1000 | 3241 | 0.0 |
| 485 | 5579 | 8.1 | 615 | 123059 | 2.3 | 745 | 8870 | 0.0 | 875 | 3208 | 0.0 | | | |

REPORT NUMBER: SP1-1908-441-1-R4

TM-30-18

Summary

$R_f = 69.9$
 $R_g = 98.3$
 $CIE R_a = 71.5$
 $R_9 = -16.1$



Color Vector Graphics



REPORT NUMBER: SP1-1908-441-1-R4

TM-30-18

Individual Sample Fidelity Index ($R_{f,i}$)

| | | | |
|------------|------------|------------|------------|
| CES01 = 86 | CES26 = 54 | CES51 = 77 | CES76 = 48 |
| CES02 = 63 | CES27 = 74 | CES52 = 80 | CES77 = 75 |
| CES03 = 31 | CES28 = 80 | CES53 = 66 | CES78 = 56 |
| CES04 = 71 | CES29 = 44 | CES54 = 77 | CES79 = 81 |
| CES05 = 50 | CES30 = 46 | CES55 = 74 | CES80 = 80 |
| CES06 = 52 | CES31 = 50 | CES56 = 63 | CES81 = 73 |
| CES07 = 42 | CES32 = 49 | CES57 = 60 | CES82 = 91 |
| CES08 = 41 | CES33 = 53 | CES58 = 63 | CES83 = 84 |
| CES09 = 29 | CES34 = 66 | CES59 = 85 | CES84 = 90 |
| CES10 = 77 | CES35 = 82 | CES60 = 89 | CES85 = 87 |
| CES11 = 60 | CES36 = 78 | CES61 = 85 | CES86 = 65 |
| CES12 = 66 | CES37 = 75 | CES62 = 69 | CES87 = 78 |
| CES13 = 43 | CES38 = 53 | CES63 = 68 | CES88 = 73 |
| CES14 = 74 | CES39 = 91 | CES64 = 68 | CES89 = 68 |
| CES15 = 71 | CES40 = 85 | CES65 = 65 | CES90 = 68 |
| CES16 = 48 | CES41 = 76 | CES66 = 62 | CES91 = 91 |
| CES17 = 50 | CES42 = 76 | CES67 = 60 | CES92 = 71 |
| CES18 = 57 | CES43 = 65 | CES68 = 68 | CES93 = 82 |
| CES19 = 73 | CES44 = 98 | CES69 = 77 | CES94 = 57 |
| CES20 = 67 | CES45 = 75 | CES70 = 60 | CES95 = 78 |
| CES21 = 88 | CES46 = 70 | CES71 = 57 | CES96 = 80 |
| CES22 = 80 | CES47 = 63 | CES72 = 86 | CES97 = 79 |
| CES23 = 92 | CES48 = 51 | CES73 = 52 | CES98 = 71 |
| CES24 = 91 | CES49 = 68 | CES74 = 90 | CES99 = 64 |
| CES25 = 73 | CES50 = 77 | CES75 = 58 | |



REPORT NUMBER: SP1-1908-441-1-R4

TM-30-18

Color Rendition by Hue-Angle Bin



REPORT NUMBER: SP1-1908-441-1-R4

TM-30-18

Measure Comparisons



(END OF REPORT)